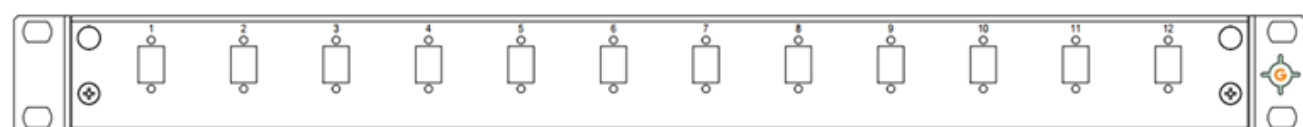


### UNION-LINK® 19"/1U housing for up to 96 fibers

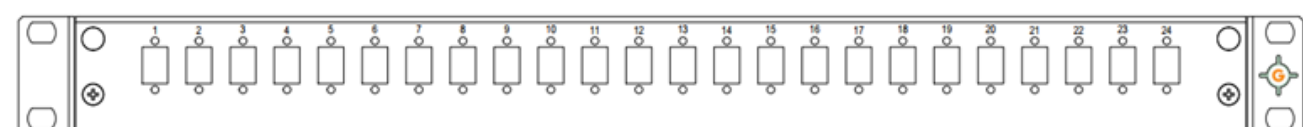
- Pull-out and depth adjustable drawer
- Housing color gray (powder coating RAL 7035 in light structure)
- Mounting option for non-metallic strain relief elements for professional strain relief
- Incl. 2x M20/M25 cable entry left and right, as well as 1x M20 cable gland + locknut
- Optional cable entries (543 UL BO KE incl. brush strip galvanized, 540 UL KE f. 1HE GEH M20 angled galvanized)
- For splicing and distribution technology
- Housing depth 250mm

#### Frontplatten:

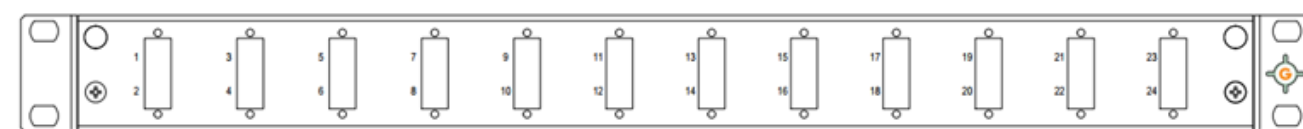
UNION-LINK® front panel for 12xLC duplex, or 12xE2000 simplex



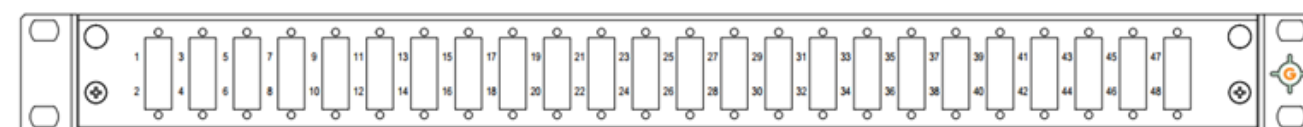
UNION-LINK® front panel for 24xLC duplex, or 24xE2000 simplex



UNION-LINK® front panel for 12xLC-Quad, SC-Duplex or ST-Duplex



UNION-LINK® front panel for 24xLC-Quad, SC-Duplex or ST-Duplex



#### Lockable front panels

UNION-LINK® front panel for 24xLC-D/24xSC-S/24xLSH-S

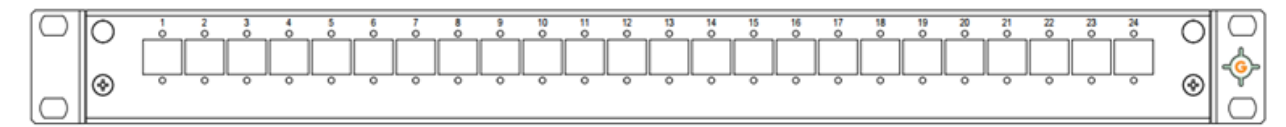


UNION-LINK® front panel for 24xSC-D/24xLC-Q/24xST-D

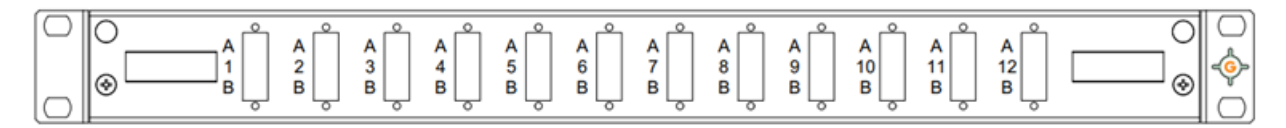


#### More front panels

UNION-LINK® front panel for 24xLSH-Duplex-Kompakt




UNION-LINK® front panel for 12xSC-DX/ST-DX/LC-Q (1A-12B)




### UNION-LINK® Compact DIN rail housing

- Very low installation depth
- Top hat rail mounting or direct wall mounting possible
- Cable interception via M20 gland
- Cable entry at top and bottom with 2xM20 receptacle each
- Including 1xsplice comb directly in the housing
- Mounting position freely selectable (vertical/horizontal, vertical/lying)
- For mounting an OSIRISONE® partial front panel
- Dimensions (W x H x D): 150mm x 50mm x 105mm
- Up to 12 splices



### UNION-LINK® top-hat rail housing incl. splice cassette

- Top-hat rail mounting or direct wall mounting possible
- Cable interception via M20 gland
- Cable entry at top and bottom with 1xM20 receptacle each
- Including 1xsplice cassette for 2xsplice comb
- Mounting position freely selectable (vertical/horizontal, vertical/lying)
- For mounting an OSIRISONE® partial front panel
- Dimensions (W x H x D): 38mm x 135mm x 141mm
- Up to 24 splices



### UNION-LINK® wall-mount housing for up to 48 x fibers

- internal front panel
- Cable entry at the bottom and top - optional M-screw connection, brush strip
- Lockable
- Dimensions (W x H x D): 330mm x 330mm x 90mm
- For up to 4 splice cassettes



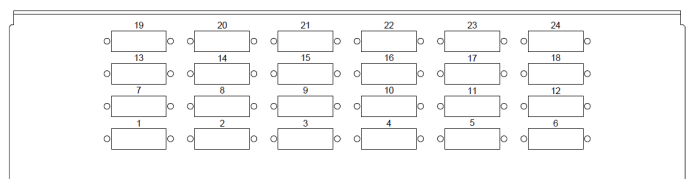
### UNION-LINK® wall-mount housing for up to 96xfibers

- internal front panel
- Cable entry at the bottom and top - optionally M-screw connection, brush strip
- Two divided doors each lockable
- Two divided doors each lockable
- Dimensions (W x H x D): 390mm x 350mm x 124mm
- For up to 8 splice cassettes




#### Frontplatten:

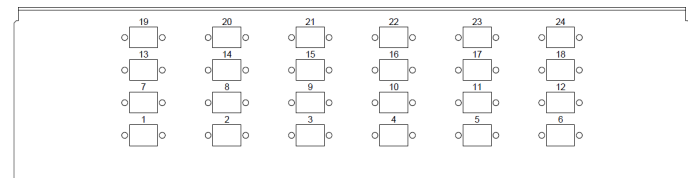
For 24xLC-Quad, SC-Duplex or ST-Duplex



For 48xST-S

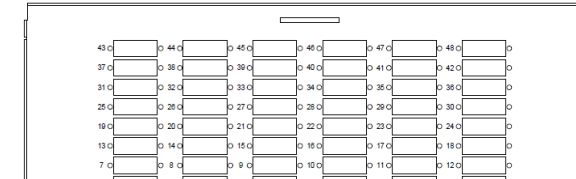


For 24xLC-D/24xSC-S/24xLSH-S

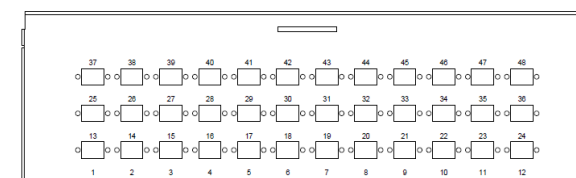


#### Front panels

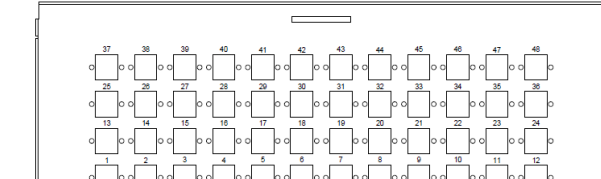
For 48xLC-Quad, SC-Duplex or ST-Duplex



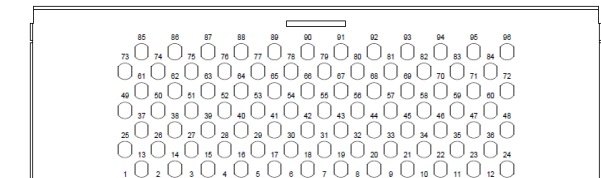
For 48xLC-D/24xSC-S/24xLSH-S



For 48xLSH-Duplex-Kompakt



For 96xST-S



All housings are assembled in the factory at the production site in Irschenberg/Upper Bavaria, ready for assembly according to customer specifications, and quality assured.

# AVAILABILITY AHEAD